

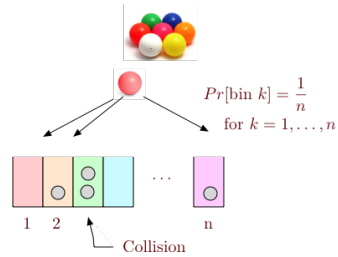
Balls in bins

One throws m balls into $n > m$ bins.



Balls in bins

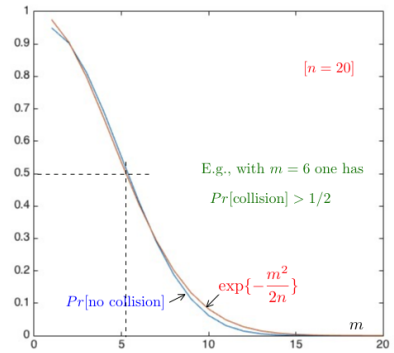
One throws m balls into $n > m$ bins.



Theorem:
 $Pr[\text{no collision}] \approx \exp\{-\frac{m^2}{2n}\}$, for large enough n .

Balls in bins

Theorem:
 $Pr[\text{no collision}] \approx \exp\{-\frac{m^2}{2n}\}$, for large enough n .



Balls in bins

Theorem:
 $Pr[\text{no collision}] \approx \exp\{-\frac{m^2}{2n}\}$, for large enough n .

In particular, $Pr[\text{no collision}] \approx 1/2$ for $m^2/(2n) \approx \ln(2)$, i.e.,

$$m \approx \sqrt{2 \ln(2) n} \approx 1.2 \sqrt{n}.$$

E.g., $1.2 \sqrt{20} \approx 5.4$.

Roughly, $Pr[\text{collision}] \approx 1/2$ for $m = \sqrt{n}$. ($e^{-0.5} \approx 0.6$.)

The Calculation.

A_i = no collision when i th ball is placed in a bin.

$$Pr[A_i | A_{i-1} \cap \dots \cap A_1] = \left(1 - \frac{i-1}{n}\right).$$

no collision = $A_1 \cap \dots \cap A_m$.

Product rule:

$$Pr[A_1 \cap \dots \cap A_m] = Pr[A_1] Pr[A_2 | A_1] \dots Pr[A_m | A_1 \cap \dots \cap A_{m-1}]$$

$$\Rightarrow Pr[\text{no collision}] = \left(1 - \frac{1}{n}\right) \dots \left(1 - \frac{m-1}{n}\right).$$

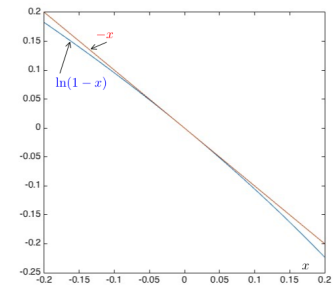
Hence,

$$\begin{aligned} \ln(Pr[\text{no collision}]) &= \sum_{k=1}^{m-1} \ln\left(1 - \frac{k}{n}\right) \approx \sum_{k=1}^{m-1} \left(-\frac{k}{n}\right) \quad (*) \\ &= -\frac{1}{n} \frac{m(m-1)}{2} \stackrel{(\dagger)}{\approx} -\frac{m^2}{2n} \end{aligned}$$

(*) We used $\ln(1 - \epsilon) \approx -\epsilon$ for $|\epsilon| \ll 1$.

(\dagger) $1 + 2 + \dots + m - 1 = (m-1)m/2$.

Approximation



$$\exp\{-x\} = 1 - x + \frac{1}{2!} x^2 + \dots \approx 1 - x, \text{ for } |x| \ll 1.$$

Hence, $-x \approx \ln(1 - x)$ for $|x| \ll 1$.

Today's your birthday, it's my birthday too..

Probability that m people all have different birthdays?

With $n = 365$, one finds

$Pr[\text{collision}] \approx 1/2$ if $m \approx 1.2\sqrt{365} \approx 23$.

If $m = 60$, we find that

$$Pr[\text{no collision}] \approx \exp\left\{-\frac{m^2}{2n}\right\} = \exp\left\{-\frac{60^2}{2 \times 365}\right\} \approx 0.007.$$

If $m = 366$, then $Pr[\text{no collision}] = 0$. (No approximation here!)

Coupon Collector Problem: Analysis.

Event $A_m =$ 'fail to get Brian Wilson in m cereal boxes'

Fail the first time: $(1 - \frac{1}{n})$

Fail the second time: $(1 - \frac{1}{n})^2$

And so on ... for m times. Hence,

$$\begin{aligned} Pr[A_m] &= \left(1 - \frac{1}{n}\right) \times \dots \times \left(1 - \frac{1}{n}\right) \\ &= \left(1 - \frac{1}{n}\right)^m \end{aligned}$$

$$\ln(Pr[A_m]) = m \ln\left(1 - \frac{1}{n}\right) \approx m \times \left(-\frac{1}{n}\right)$$

$$Pr[A_m] \approx \exp\left\{-\frac{m}{n}\right\}.$$

For $p_m = \frac{1}{2}$, we need around $n \ln 2 \approx 0.69n$ boxes.

Checksums!

Consider a set of m files.

Each file has a checksum of b bits.

How large should b be for $Pr[\text{share a checksum}] \leq 10^{-3}$?

Claim: $b \geq 2.9 \ln(m) + 9$.

Proof:

Let $n = 2^b$ be the number of checksums.

We know $Pr[\text{no collision}] \approx \exp\{-m^2/(2n)\} \approx 1 - m^2/(2n)$.

Hence,

$$\begin{aligned} Pr[\text{no collision}] \approx 1 - 10^{-3} &\Leftrightarrow m^2/(2n) \approx 10^{-3} \\ \Leftrightarrow 2n &\approx m^2 10^3 \Leftrightarrow 2^{b+1} \approx m^2 2^{10} \\ \Leftrightarrow b+1 &\approx 10 + 2 \log_2(m) \approx 10 + 2.9 \ln(m). \end{aligned}$$

Note: $\log_2(x) = \log_2(e) \ln(x) \approx 1.44 \ln(x)$.

Collect all cards?

Experiment: Choose m cards at random with replacement.

Events: $E_k =$ 'fail to get player k ', for $k = 1, \dots, n$

Probability of failing to get at least one of these n players:

$$p := Pr[E_1 \cup E_2 \dots \cup E_n]$$

How does one estimate p ? **Union Bound:**

$$p = Pr[E_1 \cup E_2 \dots \cup E_n] \leq Pr[E_1] + Pr[E_2] \dots Pr[E_n].$$

$$Pr[E_k] \approx e^{-\frac{m}{n}}, k = 1, \dots, n.$$

Plug in and get

$$p \leq ne^{-\frac{m}{n}}.$$

Coupon Collector Problem.

There are n different baseball cards.

(Brian Wilson, Jackie Robinson, Roger Hornsby, ...)

One random baseball card in each cereal box.



Theorem: If you buy m boxes,

(a) $Pr[\text{miss one specific item}] \approx e^{-\frac{m}{n}}$

(b) $Pr[\text{miss any one of the items}] \leq ne^{-\frac{m}{n}}$.

Collect all cards?

Thus,

$$Pr[\text{missing at least one card}] \leq ne^{-\frac{m}{n}}.$$

Hence,

$$Pr[\text{missing at least one card}] \leq p \text{ when } m \geq n \ln\left(\frac{n}{p}\right).$$

To get $p = 1/2$, set $m = n \ln(2n)$.

$$(p \leq ne^{-\frac{m}{n}} \leq ne^{-\ln(n/p)} \leq n\left(\frac{p}{n}\right) \leq p.)$$

E.g., $n = 10^2 \Rightarrow m = 530$; $n = 10^3 \Rightarrow m = 7600$.

Quick Review.

Bayes' Rule, Mutual Independence, Collisions and Collecting

Main results:

▶ **Bayes' Rule:** $Pr[A_m|B] = p_m q_m / (p_1 q_1 + \dots + p_M q_M)$.

▶ **Product Rule:**

$$Pr[A_1 \cap \dots \cap A_n] = Pr[A_1] Pr[A_2|A_1] \dots Pr[A_n|A_1 \cap \dots \cap A_{n-1}].$$

▶ **Balls in bins:** m balls into $n > m$ bins.

$$Pr[\text{no collisions}] \approx \exp\left\{-\frac{m^2}{2n}\right\}$$

▶ **Coupon Collection:** n items. Buy m cereal boxes.

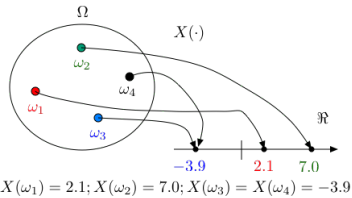
$$Pr[\text{miss one specific item}] \approx e^{-\frac{m}{n}}; Pr[\text{miss any one of the items}] \leq n e^{-\frac{m}{n}}.$$

Key Mathematical Fact: $\ln(1 - \varepsilon) \approx -\varepsilon$.

Random Variables.

A **random variable**, X , for an experiment with sample space Ω is a **function** $X: \Omega \rightarrow \mathfrak{R}$.

Thus, $X(\cdot)$ assigns a real number $X(\omega)$ to each $\omega \in \Omega$.



The function $X(\cdot)$ is defined on the outcomes Ω .

The function $X(\cdot)$ is **not random, not a variable!**

What varies at random (from experiment to experiment)? The outcome!

Random Variables

Random Variables

1. Random Variables.
2. Expectation
3. Distributions.

Questions about outcomes ...

Experiment: roll two dice.

Sample Space: $\{(1,1), (1,2), \dots, (6,6)\} = \{1, \dots, 6\}^2$

How many pips?

Experiment: flip 100 coins.

Sample Space: $\{HHH \dots H, THH \dots H, \dots, TTT \dots T\}$

How many heads in 100 coin tosses?

Experiment: choose a random student in cs70.

Sample Space: $\{Adam, Jin, Bing, \dots, Angeline\}$

What midterm score?

Experiment: hand back assignments to 3 students at random.

Sample Space: $\{123, 132, 213, 231, 312, 321\}$

How many students get back their own assignment?

In each scenario, each outcome gives a number.

The number is a (known) function of the outcome.

Example 1 of Random Variable

Experiment: roll two dice.

Sample Space: $\{(1,1), (1,2), \dots, (6,6)\} = \{1, \dots, 6\}^2$

Random Variable X : number of pips.

$$X(1,1) = 2$$

$$X(1,2) = 3,$$

⋮

$$X(6,6) = 12,$$

$$X(a,b) = a + b, (a,b) \in \Omega.$$

Example 2 of Random Variable

Experiment: flip three coins

Sample Space: $\{HHH, THH, HTH, TTH, HHT, THT, HTT, TTT\}$

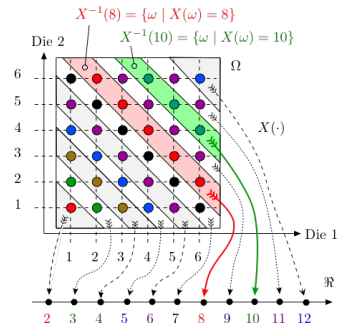
Winnings: if win 1 on heads, lose 1 on tails: X

$$X(HHH) = 3 \quad X(THH) = 1 \quad X(HTH) = 1 \quad X(TTH) = -1$$

$$X(HHT) = 1 \quad X(THT) = -1 \quad X(HTT) = -1 \quad X(TTT) = -3$$

Number of pips in two dice.

"What is the likelihood of getting n pips?"

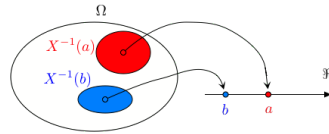


$$Pr[X = 10] = 3/36 = Pr[X^{-1}(10)]; Pr[X = 8] = 5/36 = Pr[X^{-1}(8)].$$

Distribution

The probability of X taking on a value a .

Definition: The **distribution** of a random variable X , is $\{(a, Pr[X = a]) : a \in \mathcal{A}\}$, where \mathcal{A} is the range of X .



$$Pr[X = a] := Pr[X^{-1}(a)] \text{ where } X^{-1}(a) := \{\omega \mid X(\omega) = a\}.$$

Handing back assignments

Experiment: hand back assignments to 3 students at random.

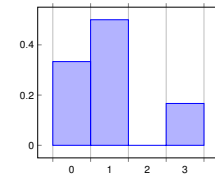
Sample Space: $\Omega = \{123, 132, 213, 231, 312, 321\}$

How many students get back their own assignment?

Random Variable: values of $X(\omega) : \{3, 1, 1, 0, 0, 1\}$

Distribution:

$$X = \begin{cases} 0, & \text{w.p. } 1/3 \\ 1, & \text{w.p. } 1/2 \\ 3, & \text{w.p. } 1/6 \end{cases}$$



Flip three coins

Experiment: flip three coins

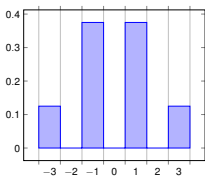
Sample Space: $\{HHH, THH, HTH, TTH, HHT, THT, HTT, TTT\}$

Winnings: if win 1 on heads, lose 1 on tails. X

Random Variable: $\{3, 1, 1, -1, 1, -1, -1, -3\}$

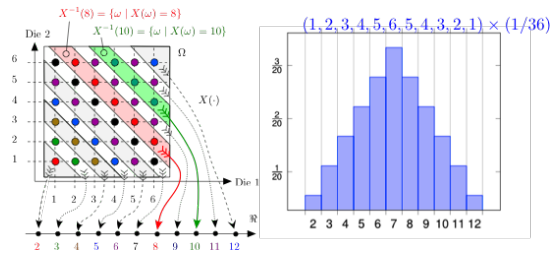
Distribution:

$$X = \begin{cases} -3, & \text{w. p. } 1/8 \\ -1, & \text{w. p. } 3/8 \\ 1, & \text{w. p. } 3/8 \\ 3, & \text{w. p. } 1/8 \end{cases}$$



Number of pips.

Experiment: roll two dice.



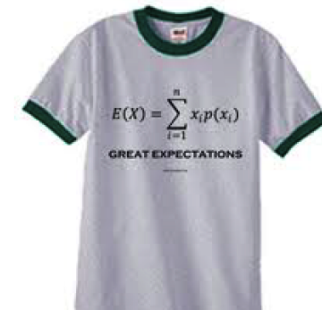
Expectation.

How did people do on the midterm?

Distribution.

Summary of distribution?

Average!



Expectation - Definition

Definition: The **expected value** of a random variable X is

$$E[X] = \sum_a a \times Pr[X = a].$$

The expected value is also called the mean.

According to our intuition, we expect that if we repeat an experiment a large number N of times and if X_1, \dots, X_N are the successive values of the random variable, then

$$\frac{X_1 + \dots + X_N}{N} \approx E[X].$$

That is indeed the case, in the same way that the fraction of times that $X = x$ approaches $Pr[X = x]$.

This (nontrivial) result is called the **Law of Large Numbers**.

The subjectivist(bayesian) interpretation of $E[X]$ is less obvious.

Expectation and Average.

There are n students in the class;

$X(m)$ = score of student m , for $m = 1, 2, \dots, n$.

"Average score" of the n students: add scores and divide by n :

$$\text{Average} = \frac{X(1) + X(2) + \dots + X(n)}{n}.$$

Experiment: choose a student uniformly at random.

Uniform sample space: $\Omega = \{1, 2, \dots, n\}$, $Pr[\omega] = 1/n$, for all ω .

Random Variable: midterm score: $X(\omega)$.

Expectation:

$$E(X) = \sum_{\omega} X(\omega)Pr[\omega] = \sum_{\omega} X(\omega)\frac{1}{n}.$$

Hence,

$$\text{Average} = E(X).$$

This holds for a **uniform** probability space.

Expectation: A Useful Fact

Theorem:

$$E[X] = \sum_{\omega} X(\omega) \times Pr[\omega].$$

Proof:

$$\begin{aligned} E[X] &= \sum_a a \times Pr[X = a] \\ &= \sum_a a \times \sum_{\omega: X(\omega)=a} Pr[\omega] \\ &= \sum_a \sum_{\omega: X(\omega)=a} X(\omega)Pr[\omega] \\ &= \sum_{\omega} X(\omega)Pr[\omega] \end{aligned}$$

□

Distributive property of multiplication over addition.

Named Distributions.

Some distributions come up over and over again.

...like "choose" or "stars and bars"....

Let's cover some.

An Example

Flip a fair coin three times.

$\Omega = \{HHH, HHT, HTH, THH, HTT, THT, TTH, TTT\}$.

X = number of H 's: $\{3, 2, 2, 2, 1, 1, 1, 0\}$.

Thus,

$$\sum_{\omega} X(\omega)Pr[\omega] = \{3+2+2+2+1+1+1+0\} \times \frac{1}{8}.$$

Also,

$$\sum_a a \times Pr[X = a] = 3 \times \frac{1}{8} + 2 \times \frac{3}{8} + 1 \times \frac{3}{8} + 0 \times \frac{1}{8}.$$

What's the answer? Uh... $\frac{3}{2}$

The binomial distribution.

Flip n coins with heads probability p .

Random variable: number of heads.

Binomial Distribution: $Pr[X = i]$, for each i .

How many sample points in event " $X = i$ "?

i heads out of n coin flips $\implies \binom{n}{i}$

What is the probability of ω if ω has i heads?

Probability of heads in any position is p .

Probability of tails in any position is $(1 - p)$.

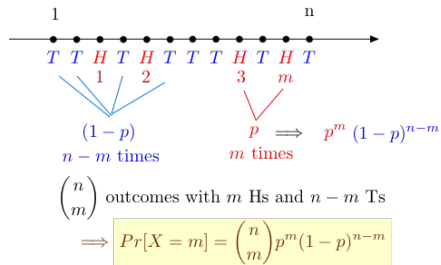
So, we get

$$Pr[\omega] = p^i(1-p)^{n-i}.$$

Probability of " $X = i$ " is sum of $Pr[\omega]$, $\omega \in "X = i"$.

$$Pr[X = i] = \binom{n}{i} p^i (1-p)^{n-i}, i = 0, 1, \dots, n: B(n, p) \text{ distribution}$$

The binomial distribution.



Error channel and...

A packet is corrupted with probability p .

Send $n+2k$ packets.

Probability of at most k corruptions.

$$\sum_{i \leq k} \binom{n+2k}{i} p^i (1-p)^{n+2k-i}$$

Also distribution in polling, experiments, etc.

Expectation of Binomial Distribution

Parameter p and n . What is expectation?

$$Pr[X = i] = \binom{n}{i} p^i (1-p)^{n-i}, i = 0, 1, \dots, n: B(n, p) \text{ distribution}$$

$$E[X] = \sum_i i \times Pr[X = i]$$

Uh oh? Well... It is pn .

Proof? After linearity of expectation this is easy.

Waiting is good.

Uniform Distribution

Roll a six-sided balanced die. Let X be the number of pips (dots). Then X is equally likely to take any of the values $\{1, 2, \dots, 6\}$. We say that X is *uniformly distributed* in $\{1, 2, \dots, 6\}$.

More generally, we say that X is uniformly distributed in $\{1, 2, \dots, n\}$ if $Pr[X = m] = 1/n$ for $m = 1, 2, \dots, n$.

In that case,

$$E[X] = \sum_{m=1}^n m Pr[X = m] = \sum_{m=1}^n m \times \frac{1}{n} = \frac{1}{n} \frac{n(n+1)}{2} = \frac{n+1}{2}$$

Geometric Distribution

Let's flip a coin with $Pr[H] = p$ until we get H .



For instance:

$$\begin{aligned} \omega_1 &= H, \text{ or} \\ \omega_2 &= T H, \text{ or} \\ \omega_3 &= T T H, \text{ or} \\ \omega_n &= T T T T \dots T H. \end{aligned}$$

Note that $\Omega = \{\omega_n, n = 1, 2, \dots\}$.

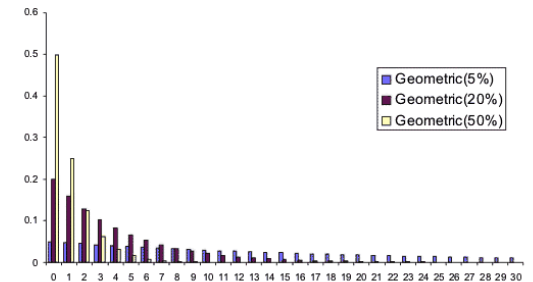
Let X be the number of flips until the first H . Then, $X(\omega_n) = n$.

Also,

$$Pr[X = n] = (1-p)^{n-1} p, n \geq 1.$$

Geometric Distribution

$$Pr[X = n] = (1-p)^{n-1} p, n \geq 1.$$



Geometric Distribution

$$Pr[X = n] = (1-p)^{n-1}p, n \geq 1.$$

Note that

$$\sum_{n=1}^{\infty} Pr[X_n] = \sum_{n=1}^{\infty} (1-p)^{n-1}p = p \sum_{n=1}^{\infty} (1-p)^{n-1} = p \sum_{n=0}^{\infty} (1-p)^n.$$

Now, if $|a| < 1$, then $S := \sum_{n=0}^{\infty} a^n = \frac{1}{1-a}$. Indeed,

$$\begin{aligned} S &= 1 + a + a^2 + a^3 + \dots \\ aS &= a + a^2 + a^3 + a^4 + \dots \\ (1-a)S &= 1 + a - a + a^2 - a^2 + \dots = 1. \end{aligned}$$

Hence,

$$\sum_{n=1}^{\infty} Pr[X_n] = p \frac{1}{1-(1-p)} = 1.$$

Poisson

Experiment: flip a coin n times. The coin is such that $Pr[H] = \lambda/n$.

Random Variable: X - number of heads. Thus, $X = B(n, \lambda/n)$.

Poisson Distribution is distribution of X "for large n ".

We expect $X \ll n$. For $m \ll n$ one has

$$\begin{aligned} Pr[X = m] &= \binom{n}{m} p^m (1-p)^{n-m}, \text{ with } p = \lambda/n \\ &= \frac{n(n-1) \dots (n-m+1)}{m!} \left(\frac{\lambda}{n}\right)^m \left(1 - \frac{\lambda}{n}\right)^{n-m} \\ &= \frac{n(n-1) \dots (n-m+1)}{n^m} \frac{\lambda^m}{m!} \left(1 - \frac{\lambda}{n}\right)^{n-m} \\ &\approx^{(1)} \frac{\lambda^m}{m!} \left(1 - \frac{\lambda}{n}\right)^{n-m} \approx^{(2)} \frac{\lambda^m}{m!} \left(1 - \frac{\lambda}{n}\right)^n \approx \frac{\lambda^m}{m!} e^{-\lambda}. \end{aligned}$$

For (1) we used $m \ll n$; for (2) we used $(1 - a/n)^n \approx e^{-a}$.

Geometric Distribution: Expectation

$$X =_D G(p), \text{ i.e., } Pr[X = n] = (1-p)^{n-1}p, n \geq 1.$$

One has

$$E[X] = \sum_{n=1}^{\infty} n Pr[X = n] = \sum_{n=1}^{\infty} n(1-p)^{n-1}p.$$

Thus,

$$\begin{aligned} E[X] &= p + 2(1-p)p + 3(1-p)^2p + 4(1-p)^3p + \dots \\ (1-p)E[X] &= (1-p)p + 2(1-p)^2p + 3(1-p)^3p + \dots \\ pE[X] &= p + (1-p)p + (1-p)^2p + (1-p)^3p + \dots \\ &\quad \text{by subtracting the previous two identities} \\ &= \sum_{n=1}^{\infty} Pr[X = n] = 1. \end{aligned}$$

Hence,

$$E[X] = \frac{1}{p}.$$

Poisson Distribution: Definition and Mean

Definition Poisson Distribution with parameter $\lambda > 0$

$$X = P(\lambda) \Leftrightarrow Pr[X = m] = \frac{\lambda^m}{m!} e^{-\lambda}, m \geq 0.$$

Fact: $E[X] = \lambda$.

Proof:

$$\begin{aligned} E[X] &= \sum_{m=1}^{\infty} m \times \frac{\lambda^m}{m!} e^{-\lambda} = e^{-\lambda} \sum_{m=1}^{\infty} \frac{\lambda^m}{(m-1)!} \\ &= e^{-\lambda} \sum_{m=0}^{\infty} \frac{\lambda^{m+1}}{m!} = e^{-\lambda} \lambda \sum_{m=0}^{\infty} \frac{\lambda^m}{m!} \\ &= e^{-\lambda} \lambda e^{\lambda} = \lambda. \end{aligned}$$

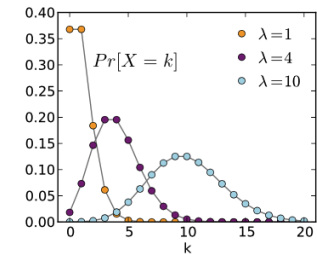
Poisson

Experiment: flip a coin n times. The coin is such that

$$Pr[H] = \lambda/n.$$

Random Variable: X - number of heads. Thus, $X = B(n, \lambda/n)$.

Poisson Distribution is distribution of X "for large n ".



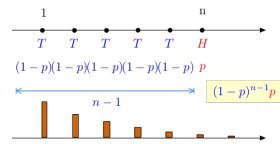
Simeon Poisson

The Poisson distribution is named after:



Equal Time: B. Geometric

The geometric distribution is named after:



I could not find a picture of D. Binomial, sorry.

Summary

Random Variables

- ▶ A random variable X is a function $X : \Omega \rightarrow \mathfrak{R}$.
- ▶ $Pr[X = a] := Pr[X^{-1}(a)] = Pr[\{\omega \mid X(\omega) = a\}]$.
- ▶ $Pr[X \in A] := Pr[X^{-1}(A)]$.
- ▶ The distribution of X is the list of possible values and their probability: $\{(a, Pr[X = a]), a \in \mathcal{A}\}$.
- ▶ $E[X] := \sum_a a Pr[X = a]$.
- ▶ Expectation is Linear.
- ▶ $B(n, p), U[1 : n], G(p), P(\lambda)$.